

February 7

Volume 12, Issue 6
Guild Events February

4 Feb

* Scrappy Subgroup

7 Feb

* Guild Business Meeting 9:45
* Newcomers' Meeting 11:30

11 Feb

* Hooked on Classics Subgroup

12 Feb

* QuArtz Subgroup

13 Feb

* Mary Ellen Hopkins Workshop
9 am – 3:30 pm (tentative)

19 Feb

* Modern Quilts Subgroup

21 Feb

* Guild Meeting 9:45
* Bed Turning Demo
* Needle Felting Workshop 11:30 am
* Quilt Show Committee Meeting
11:30 am

25 Feb

* Stars Subgroup

**On Meeting days, doors
open at 9:15**

**Subgroups meet at 9:00
For Subgroups and
Classes, doors open at
8:35 am for set up.**

**Deadline for the March
Newsletter is February 24**



Susan's Snippets

Recently, in another quilt group I belong to, we had a discussion on quilts and how many we give away, be it to family, friends, those in need or charitable causes. Our chattering went in numerous directions but two topics have stuck with me.

First, if we give away so many, do we diminish the price of quilts we would like to sell and thereby make the priced seem unreasonably high? How, if we wish to, do we sell our quilts at realistic market prices and where? Of course, there are always plenty of opinions and ideas but the consensus seemed to be that it is better to give our quilts away than sell them at ridiculously low prices. In my experience, it is difficult to find an appropriate place to market quilts to an audience that appreciates the time, costs and creativeness that goes into making a quilt. Quilt making is an art. Regardless of size, end use or in most cases, the maker's name a quilt is a hard sell at a fair market value. Yet by giving our creations away, do we devalue and suppress a potential market. What are your thoughts?

The other topic was just as lively a discussion following the sharing of a unique Facebook post regarding a quilt label. It was a cleverly written

story told from the quilt's point of view. We then went on to talk about how to affix labels. Again, a variety of ways were shared. Most felt the label should be considered part of the backing and sewn on before quilting rather than as an afterthought. I shared a story about a well-known quilter who had her quilt stolen during set up of a big quilt show. The quilt resurfaced a few years later with a new label and different binding to be hung in a popular quilt show. The original maker recognized it and called the police. She was able to positively identify the quilt as she had an additional label placed between the batting and backing! Another interesting story is from a client of mine. She always sews a small heart onto the backing of the quilt underneath the label saying that a piece of her heart has been stitched into its creation. In these instances, the label(s) are indeed an integral part of the quilt backing. What do you think?

The Facebook link is <https://www.facebook.com/groups/MyHobbyIsQuilting/permalink/546676952517766/>

IMPORTANT NOTICE

Our meetings and classes have been designated as fragrance-free.

THANK YOU FOR YOUR COOPERATION

Let me know if you have something to contribute to our newsletter!!!

[Debbie MacLeod](#)

Membership....

Contact [Linda Kuroaka](#) for more information.

Scrappy Group... meets the 1st Monday of each month

Contact is [Ester Pitt](#).

Silver Star STARS Group...meets the 4th Monday of each month

Contact [Debbie Briggeman](#) for further information.

The Star Group meets once a month to work on your Star project, a project in common, or any UFO. We enjoy sewing together and a few goodies, of course.

Modern Quilts.... meets the 3rd Tuesday of the month

Contact is [Marven Ecker](#)

The Modern Quilt Sub-Group will be meeting on the third Tuesday of each month.

Scrap Table

We are thrilled at the continued use of our scrap table. We are constantly replenished with tantalizing bits. The table is well scoured each meeting. To keep the table manageable, please bring 100% cotton only, 2.5 inches or bigger, and no paper products. If anyone knows of someone needing stuffing for pet bags or equivalent please let Daryl know. Stay Calm and Keep on Scrapping. Contact is [Daryl Pike](#)



*Pleasant Valley
Quilting*

2 – 3495 Pleasant Valley Road, Armstrong, BC
250-546-0003 1-800-546-0003

Visit us at pleasantvalleyquilting.com

Email: kia@pleasantvalleyquilting.com

Mon – Sat 9 am – 4 pm, Closed Sundays & Holidays

New Classes Available!

We **FIX** Sewing Machines &
Vacuum Cleaners

Findlays
Vacuum & Sewing



ANDRE'S PLAZA 250-549-2730
(next to Village Green Mall)

www.findlaysvacuumandsew.com

On site repairs to all makes & models.
We sharpen scissors.

CARING

If you know of anyone in our Guild who has lost an immediate member of their family OR if you know of anyone who has been ill, please let [Pat Watts](#) know so that she can send them a card. Phone or email her please.

PATCHWORK

Hooked on Classics...meets the 2nd Monday of each month

This group meets from 9am – 2:30pm. The focus for this group is “traditional style” quilts, although we are very accommodating to most projects.

If you have any questions about this group, please contact [Ruth Drennan](#) for more information.

HAVING FUN!



Quilting Here & There

A Twist on Mystery Quilts

Offering workshops in unique mystery locations. You will be notified of the location the day prior to the workshop. Contact Susan 250-308-6635 or quiltinghereandthere@gmail.com

Late Winter Workshops now ready!



We carry Quilting and
Scrap Booking Supplies and Yarn

#102 – 650 Trans-Canada Hwy.
Salmon Arm, BC

250-833-7599

Email: threadnpaper@shaw.ca

Monday – Friday 9-9 Saturday 9-5:30
Sunday & Holidays 11-4

QuArtz.... meets the 2nd Tuesday of the month

Contacts are [Cathy Gaetz-Brothen](#), [Brigitte Red](#) or [Jeanette Marten](#).

You can check out more information and photos on [our blog](#). Our Tea Bag art is coming along and some more wonderful examples were shared at this month's meeting.

We touched on Canadian Artists this month like Doris McCarthy and Robert Bateman. Of course, no talk of our artists is complete without mentioning The Group of Seven.

A reminder that the QuArtz water themed pieces 'The Fabric of Water' are on display at the Village Gallery in Lumby until the end of February.

QuArtz Quilt Show
EXHIBIT OF ORIGINAL QUILTS: Water Theme



Second Annual
Art quilt show at
the Village Gallery
1975 Vernon Ave.
(Hwy 6) Lumby

Monday through Saturday
10am—5 pm
JAN & FEB 2019

QuArtz is an art quilting group—
a sub group of the Vernon Silver Star Quilt Guild.
For info. Call 778-473-3029 (gallery)

Newcomers' Group... meets after the Guild meeting on the 1st Thursday of each month

The Newcomers' Committee is [Bonnie Burnett](#), [Joan Muller](#) and [Betty Klein](#)
At our next meeting on February 7th we will be welcoming Margaret Brown back from her 4 months with their Church in Kitimat.

At the Newcomers' Meeting on January 3rd we made good progress on the tote bags, we will continue sewing on the bags at the next Newcomers' Meeting on February 7th. Some of the Newcomers will also have attended the open sewing day which was on January 24th to get caught up on their totes. MLS and newcomers, get your thinking caps on as our meeting on March 7th will be "Tips and Tricks", for quilting and sewing. This was a lot of informative fun last year. Any guild members who would like to join us with their tricks are welcome to join us on March 7th.

Fat Quarter Draw...

The Fat Quarter Draw is held the second meeting of each month and the contacts are [Bev Keith](#) and [Joanne Mitchell](#). Bring your fat quarters to the meeting and there will be a table set up with instructions.

1. Enter your name for each fat quarter that you bring.
2. Each fat quarter should be approx. 20"x22".
3. The fat quarter must be of good quality cotton.
4. The winners of each draw will be published in the next newsletter.

**The theme this year for the fat quarter draws will be
"The Guild is Alive with the Sounds of Music"**

February Red, Red Wine
March Shades of Grey **April** Green Tambourine
May Somewhere Over the Rainbow

Winners of the January Fat Quarter Draw were:

Bev Oglow Pat Schley Margaret Brown Georgia Johnstone Angie Wood

Quilting For You

Professional Hand-guided Machine Quilting

- Superior Thread Products Source
- Project Completion & Quilts for Sale



*Susan Wilson
2905 Wood Ave.
Armstrong, BC
250-308-6635*

Still Hand Guided!

Fabricland (Both Ventures Inc.)

Come see us for all your quilting needs.
We carry Olfa and Omnigrd.

Fabricland Vernon
5509 24 St. 250-542-0338

Fabricland Penticton
392 Skaha Lake Rd. 250-493-7377



PATCHWORK

VSSQ Library News...

Contacts are [Kay Snowden](#) and [Sheila Patt](#)

We have added 5 new books to our library for you to enjoy:


The Quilting Arts Idea Book



Lovely Landscape Quilts



Lines by Design Quilts



Postcard Quilts



Color Shuffle



GREETINGS FROM THE KITCHEN CREW!

Contact is [MaryEllen MacGregor](#)

Hello to everyone from the Kitchen! We rely on all the volunteers who help in the kitchen and bring the goodies so that we can enjoy our coffee! Thanks to everyone who help and bring goodies!

I always leave the cream and milk in the fridge for the subgroups use, so if you run out please email me and I'll replenish! I do bring supplies every regular meeting but at times there's a 3 week break between. Once again, thanks to our volunteers.

Workshop.....

The Workshop Committee is [Diane Nakatsui](#), [Georgia Johnstone](#), and [Marilyn Schoenberger](#)

Thank you to those who have taught and participated in what has been offered to date. Thank you also to Sharon Wickstrom for a fabulous demonstration and show of her many talents and incredible items she brought.

At the **February 7th** meeting we will show you a sample of the quilt that Rene Gutyan will be teaching at the end of March.

At the **February 21st** meeting there will be a demo during the meeting of the Bed Turning that will take place at the quilt show this year and after the meeting will be Sharon Wickstrom's workshop on Felting. You don't need to bring anything to this class – she will have kits for you – such adorable projects!

Looking ahead to April 5th and 6th, we have Carol Piercy, a well-known quilter from the lower mainland, teaching a two-day Seminole Quilting Workshop. Seminole strip piecing comes from the Seminole Indians of Florida and can be bold and striking or calm and subtle depending on fabric choices. If you can sew a straight line and use a rotary cutter without injuring yourself or others at the workshop, you will have lots of fun. Finished quilt is lap or single size depending on how many rows you make. Carol will also be presenting a trunk show at our meeting on April 4th – not to be missed!

A Bird House Quilt workshop with Pat Schley is coming up in April and Back Tracks and Mini Tracks workshop with Rene Gutyan in March. More information on these next month!

Thank you all for your enthusiasm! Happy quilting.



Community Care...

Approximate quilt sizes that we make are:

Lap 48" x 48" Crib 36" x 48" Premie Quilts 36" x 36"

Donations of larger pieces of good quality cotton are always appreciated.

Contact is [Daryl Pike](#).

Premie Quilts contact is [Maggie Tomich](#)

Country Quilts & Collectables

3 – 3009 43rd Avenue, Vernon, BC
250-545-9330

A Country Friendly Quilt Store

www.countryquiltsandcollectables.com

